



EG Premium
Screw Air Compressors
Life source of industries

ELGi

Always Better.

COMPRESSOR TECHNOLOGY
QUEENSLAND

UPTIME™
ASSURANCE



P: 07 3133 3527
M: 04284 466 698



CIN: L29120TZ1960PLC000351

www.elgi.com

90-160kW/419-1100cfm

EG Series Premium Screw Air compressor



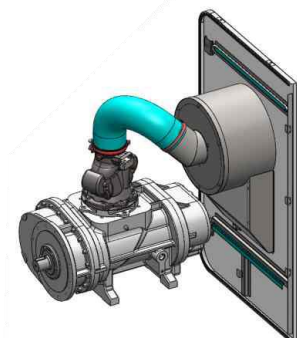
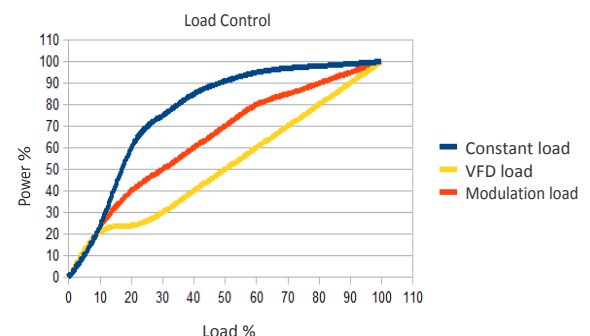
- Energy efficient
- Low lifecycle cost
- High operator safety
- Eco-Friendly
- Compact, Aesthetically appealing and easy to install
- Robust construction with reliability built on every component
- Extended life of air compressor

The EG Series compressors represent a giant leap in design and performance with each component designed for reliability and ease of maintenance. The compressor is manufactured in compliance with applicable international standards (UL, ASME, CE and others) and designed as per the international quality standards. These new generation compressors significantly reduce operating costs and provide cost savings with fast return on investment.

MAXIMUM Energy Efficiency

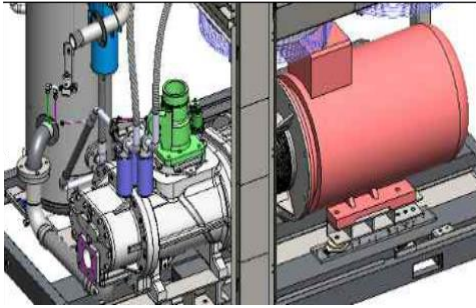
Optimal Flow Control

- The new generation intake valve with integrated blow down unit, solenoid switch and actuator is designed for low losses
- The intake valve is optimized for dual mode operations
- Optimum size of the intake valve minimizes pressure drop and suction losses
- Modulation unit ensures effective control of inlet air flow and maximizes power savings
- Auto dual control operates on modulation mode from 100-60% in loading and in load-unload mode for loads below 60%
- Constant pressure due to gradual opening or closing of suction valve with respect to demand (multi-point) control
- Option for selecting load-unload/modulation auto dual mode for all large screw compressor models as a standard feature
- Smooth operation by modulation ensures longer life of airend, valves and all mechanical components. It also ensures no sudden spikes or drop in line pressure
- Lowest power consumption in its class of compressor controls, even with fluctuating loads



Efficient Air Filter System

- Use of pre-filters ensure clean air suction unit and enhances air filter life cycle
- Heavy duty dry type air filter ensure two ways of filtration by centrifugal action and by paper filter cartridge with 99.9% efficiency
- Optimally sized high efficiency filter provides maximum filter life and clean intake air
- Air filter with visual condition indicator for easy maintenance of the system
- Automatic cleaning of air filter for every cycle of upload operations



High Efficiency Drive System

- Heavy duty TEFC squirrel cage induction motor with class F insulation and IP55 protection for assured operation in dusty environment
- Wide operating voltage +/- 10%
- Motor selected for high ambient of 45°C with power variants 415V/400V/380V in 50 Hz
- Motor winding temperature limited to Class B temperature rise
- Optimized ventilation system for cooler operations and reduced noise levels
- Solid base for reduced vibration levels
- Regreasable ball bearings
- Gasket for conduit box

Drive Coupling

- Ensures efficient power transmission with uniform load on bearing due to permanent alignment of airend and motor
- Easy serviceability and replacement of the coupling element without dismantling the drive system



MAXIMUM Performance

Efficient Air-Oil Separation

OSBIC design

The efficient air-oil separation by OSBIC (Oil Separation By Impact and Centrifugal action) enables efficient separation of air and oil, with minimum pressure drop. The method enables separation of oil in three stages, delivering consistent oil-free air while increasing the life of separator element

Stage 1: Impact of air-oil mixture on the radial baffle plate reduces kinetic energy

Stage 2: Centrifugal action of air-oil mixture (spin down action) to shed of the oil particles

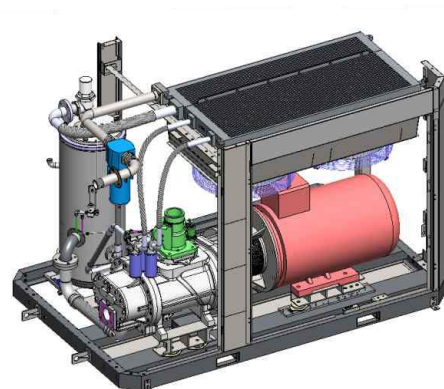
Stage 3: Air with minor traces of oil will enter the air-oil separator element placed inside the tank to purify the air (residual oil carryover level is 1ppm)

- Smaller oil volume with industry lowest refill requirements
- ASME design and CE/GB certified
- Minimum pressure drop in tank
- Leak proof flanges with O-rings ensure leak free connections



Integrated Moisture Separator as Standard Feature

- Designed to handle high humid compressed air outlet from after-cooler
- 99% of bulk water removal by Impact and Centrifugal action with minimum pressure drop and automatic discharge of collected water particles by float mechanism



Efficient Air Cooling

- The compressor is designed to operate in wide temperature range from 0°C to 45°C with a very low after cooler approach temperature
- Pusher type, quiet and high capacity cooling fans reduce the input power while ensuring efficient cooling air flow
- Unique cooling air path for after cooler by means of closed air duct which separates cooling system from rest of the unit
- Easy access to cooler cleaning ensures fast maintenance and improves reliability

High efficiency to cut down energy costs





EG Premium Compressors provide high-quality compressed air in the harshest environmental conditions. Incorporating the next generation technology of ELGi's oil-injected screw element, providing a long and trouble-free life at the lowest possible operating cost.

ELGi Premium series comes with an inbuilt Variable frequency drive and inbuilt refrigerant Dryer. Variable Speed Drive reduces significant reductions in energy use and cost.

ELGi Premium Series compressors are designed, manufactured and tested in accordance with **ISO 1217**.

How loud is too loud?



ELGi Airmate Accessories

Airmate Downstream Filter

Air Flow : 35 - 3,200 cfm (1 - 90 m³/min)
Working Pressure : 100 - 190 psig (7 - 13 bar g)
Filtration Range : 1 - 0.003 microns



Airmate Air Receiver

Capacity : 250 - 10000 ltrs
Working Pressure : 100 - 190 psi g (7 - 13 bar g)
Code of Construction: ASME sec. VIII Div. I or IS 2825



Drain Valves

Timer controlled and zero loss
Capacity : 50 to 2000 cfm
Working Pressure : 100 - 190 psi g
(7 - 13 bar g)





Superior Air Quality

In-built air treatment (optional)

In-built ELGi Airmate Refrigerant Air Dryer*

The in-built ELGi Refrigerant Air Dryer uses eco-friendly refrigerant and its optimal design meets dew point range of 3°C - 7°C. The design ensures safety with minimum pressure drop and maximum thermal efficiency. Dryer designs meet ISO 8573 standards for performance.



Designed for high inlet (55°C) and ambient (45°C) temperatures

- Energy efficient rotary gas compressor
- 3 in 1 Heat exchanger bringing in efficiency and compactness to dryer package.
- Internally Grooved Condenser which increases heat transfer efficiency and brings compactness to the package
- Energy loss due to pressure drop is nil
- Non cyclic control ensuring stabilized dew point for various input load
- Eco-friendly gas - R407C keeps environment unpolluted
- Single door access for routine check up and preventive maintenance

*Please contact ELGi's nearest sales office for integrated dryer options

Energy Saving - The CONSERVE Way

In-Built ELGi Variable Frequency Drives (VFD)

Matches compressor output with demand by varying motor speed. The power consumption reduces in line with the reduction in demand. This Helps in eliminating the frequent load-unload cycle and also the wasted power from the energy bill.

A fixed speed compressor operates on a load unload band of at least 10 psi around the working pressure whereas with ELGi VFD, compressor can be operated within a band of 2 psi. Since the compressor is not operated under higher than working pressure requirements, there is substantial energy saving. For every 2 psi reduction in operating pressure, there is 1% power saving.

In a fixed speed compressor with Star-Delta starter, starting current is as high as three times the full load current (FLC). With ELGi VFD starting, starting current is less than the FLC. This helps to avoid using heavy rated components like fuses, MCCB, cable size, generator rating, isolators etc.

For compressed air systems with fluctuating demand pattern, giving a fast return on investment .



Advantages:

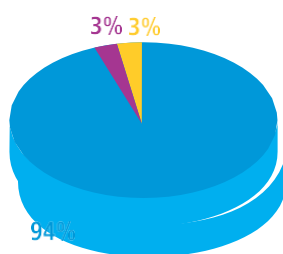
Electrical:

Low starting current
High efficiency
Improved power factor
Reduced maximum demand

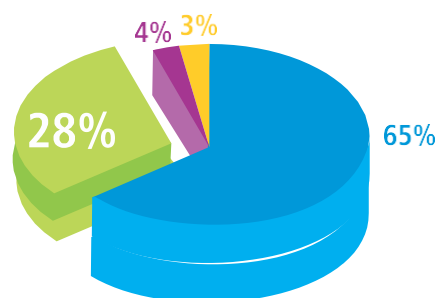
Mechanical:


Minimum maintenance
Smooth start
Smooth control

10 Year Life Cycle Cost



Compressor without VFD



Compressor with 

■ Electricity Cost ■ VFD Saving
■ Equipment Cost ■ Maintenance Cost



Performance Control System

- Built-in Dryer Dew Point integration
- VFD Parameter (Power, HMR, Frequency, Ampere, Voltage)
- Read out and closed loop control
- Selectable AO (Pressure/Temperature/Dew Point) for DCS integration



Reports

- Cumulative Report (Run Hours, Load Hours, Unload Hours, Stop Hours, Fault Hours and remaining AFCT, OFCT, OSCT, OCT and RGT)
- Detail Report - Previous 15 Days (Load Hours, Unload Hours, Stop Hours, Fault Hours, and Number of times machine stopped due to standby)
- Fault Report - (Previous 99 Faults in chronological order with Real Time stamping and type of fault)



Remote Monitoring

- **DCS (MODBUS RTU/RS 485):** Controller is enabled to synchronize with Distributed Control System - control of compressor from control panel of customer
- **SCADA :** Compressor control through PC with remote monitoring by Supervisory Control And Data Acquisition process



Safety and Protection

Global Series compressors are designed and perfected to ensure highest level of safety for

- Pressure regulating valve
- High pressure
- High temperature
- Pressure relief valve
- Phase order and single phase



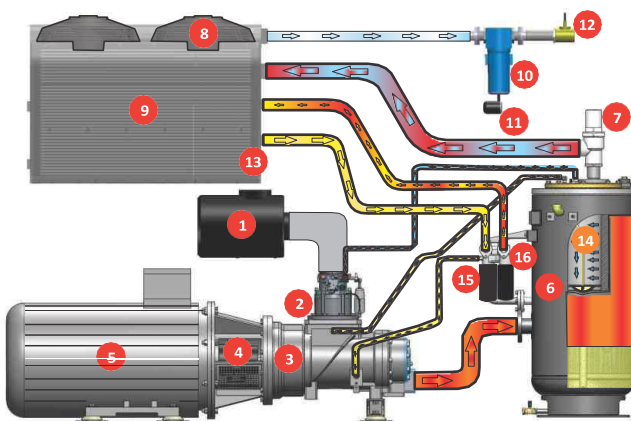
After Sales Solutions

A wide range of after sales products and services is designed to add maximum value for our customers. Our fast serviceability ensures optimum availability and reliability of the compressors with the lowest possible operating costs.

Genuine spares and service

ELGi Genuine Spares helps in avoiding unexpected compressor failures and the risk of consequential damage to other vital compressor components. ELGi spares are designed, manufactured and checked for quality to meet the standards of a new compressor. The spares undergo continuous improvement to provide best results and are available through the vast network of ELGi dealers in India and International markets.

Air-Oil Flow Diagram



1. Air intake filter
2. Suction control valve
3. Air end
4. Drive coupling
5. Electric motor
6. Air-oil separator tank
7. Minimum pressure valve
8. Cooling fan
9. Aftercooler
10. Moisture separator
11. Automatic drain
12. Outlet valve
13. Oil cooler
14. Air-oil separator
15. Oil filter (spin-on)
16. Thermal valve unit

- COOLED AIR
- HOT AIR
- COOLED OIL
- HOT OIL
- HOT AIR/OIL MIXTURE

Model	Motor Power		Working Pressure		Maximum Pressure		Free Air Delivery		Weight*	Noise Level	Dimensions (LxBxH)
50 Hz	kW	HP	bar g	psi g	bar g	psi g	m³/min	cfm	Kg	dB(A)	(mm)
EG 90 - P	90	125	4.5	65	5.5	80	17.3	610	2980	76	2916 x 1885 x 1925
EG 90 - P	90	125	7	102	8	116	17.7	624	2980	76	2916 x 1885 x 1925
EG 90 - P	90	125	8	116	9	131	15.7	553	2980	76	2916 x 1885 x 1925
EG 90 - P	90	125	10	145	11	160	13.5	475	2980	76	2916 x 1885 x 1925
EG 90 - P	90	125	12.5	181	13.5	196	11.9	419	2980	76	2916 x 1885 x 1925
EG 110 - P	110	150	4.5	65	5.5	80	22.1	780	3200	76	2916 x 1885 x 1925
EG 110 - P	110	150	7	102	8	116	21.6	761	3200	76	2916 x 1885 x 1925
EG 110 - P	110	150	8	116	9	131	20.5	724	3200	76	2916 x 1885 x 1925
EG 110 - P	110	150	10	145	11	160	17.5	618	3200	76	2916 x 1885 x 1925
EG 110 - P	110	150	12.5	181	13.5	196	14.9	525	3200	76	2916 x 1885 x 1925
EG 132 - P	132	175	4.5	65	5.5	80	26.8	945	3280	76	2916 x 1885 x 1925
EG 132 - P	132	175	7	102	8	116	26.5	936	3280	76	2916 x 1885 x 1925
EG 132 - P	132	175	8	116	9	131	24.4	860	3280	76	2916 x 1885 x 1925
EG 132 - P	132	175	10	145	11	160	21.5	760	3280	76	2916 x 1885 x 1925
EG 132 - P	132	175	12.5	181	13.5	196	17.5	619	3280	76	2916 x 1885 x 1925
EG 160 - P	160	200	4.5	65	5.5	80	31.14	1100	3430	76	2916 x 1885 x 1925
EG 160 - P	160	200	7	102	8	116	30.8	1088	3430	76	2916 x 1885 x 1925
EG 160 - P	160	200	8	116	9	131	28.8	1016	3430	76	2916 x 1885 x 1925
EG 160 - P	160	200	10	145	11	160	25.7	908	3430	76	2916 x 1885 x 1925
EG 160 - P	160	200	12.5	181	13.5	196	21.4	757	3430	76	2916 x 1885 x 1925

Technical Specification (VFD Models)

Model	Motor Power		Working Pressure		Maximum Pressure		Free Air Delivery		Weight*	Noise Level	Dimensions (LxBxH)
50 Hz	kW	HP	bar g	psi g	bar g	psi g	m³/min	cfm	Kg	dB(A)	(mm)
EG 90 - P	90	125	4.5	65	5.5	80	6.8~17.3	239~628	3045	76	2916 x 1885 x 1925
EG 90 - P	90	125	7	102	8	116	6.9~17.7	242~624	3045	76	2916 x 1885 x 1925
EG 90 - P	90	125	8	116	9	131	6.7~15.6	235~553	3045	76	2916 x 1885 x 1925
EG 90 - P	90	125	10	145	11	160	6.5~13.4	228~475	3045	76	2916 x 1885 x 1925
EG 90 - P	90	125	12.5	181	13.5	196	5.6~11.8	199~419	3045	76	2916 x 1885 x 1925
EG 110 - P	110	150	4.5	65	5.5	80	8.6~22.1	304~780	3265	76	2916 x 1885 x 1925
EG 110 - P	110	150	7	102	8	116	8.5~21.55	300~761	3265	76	2916 x 1885 x 1925
EG 110 - P	110	150	8	116	9	131	8.6~20.5	302~724	3265	76	2916 x 1885 x 1925
EG 110 - P	110	150	10	145	11	160	8.5~17.5	301~618	3265	76	2916 x 1885 x 1925
EG 110 - P	110	150	12.5	181	13.5	196	7.1~14.86	250~525	3265	76	2916 x 1885 x 1925
EG 132 - P	132	175	4.5	65	5.5	80	10.7~26.8	378~945	3345	76	2916 x 1885 x 1925
EG 132 - P	132	175	7	102	8	116	10.6~26.5	375~936	3345	76	2916 x 1885 x 1925
EG 132 - P	132	175	8	116	9	131	10.4~24.4	369~860	3345	76	2916 x 1885 x 1925
EG 132 - P	132	175	10	145	11	160	10.4~21.5	369~760	3345	76	2916 x 1885 x 1925
EG 132 - P	132	175	12.5	181	13.5	196	8.4~17.5	297~619	3345	76	2916 x 1885 x 1925
EG 160 - P	160	200	4.5	65	5.5	80	12.7~31.14	463~1100	3550	76	2916 x 1885 x 1925
EG 160 - P	160	200	7	102	8	116	12.7~30.8	449~1088	3550	76	2916 x 1885 x 1925
EG 160 - P	160	200	8	116	9	131	12.6~28.8	444~1016	3550	76	2916 x 1885 x 1925
EG 160 - P	160	200	10	145	11	160	12.5~25.7	441~908	3550	76	2916 x 1885 x 1925
EG 160 - P	160	200	12.5	181	13.5	196	10.3~21.4	363~757	3550	76	2916 x 1885 x 1925

Note:

- Free Air Delivery(FAD) is tested as per ISO 1217 : 2009 Annex.C Ed.4
- All models are available in air-cooled and water-cooled variants
- Max pressure or unload pressure of all models is 1 bar above the working pressure i.e. For a E90-8 working pressure is 7 bar and max. pressure is 8 bar
- FAD indicated is for the full package measured at the outlet after moisture separator
- Sound level measured as per ISO 2151, Second Edition at 1m distance in field conditions, +/-3dB(A)
- Due to continuous improvements, the specifications are subject to change without prior notice

Compressed air solutions for all sustainable air needs



Oil-Free Series Screw
90 - 450 kW / 572 - 2450 cfm



EG Series Rotary Screw
11 - 250 kW / 47 - 1612 cfm



EN Series Rotary Screw
2.2 - 75 kW / 8.0 - 469 cfm



Electric Portable (Trolley)
22 - 75 kW / 131 - 490 cfm



Diesel portable (Trolley)
175 - 1100 cfm / 100 - 300 psi



Diesel Portable (Skid)
475 - 1500 cfm / 150 - 400 psi



Oil-free Recip
1.0 - 75 HP / 1.8 - 300 cfm



Oil-lubricated Recip
1.0 - 40 HP / 2.0 - 128 cfm

OVERSEAS OFFICES:

Bangladesh : ELGI Equipments Limited, 5th Floor, Planners Tower, Level: 5 Suite: 8-13, 13/A Bir Uttam CR Datt Road, Sonargaon, Dhaka-1000. Bangladesh. **T**: 880-9671453-65, **F**: 880-28616148, **E**: bangladesh-enquiry@elgi.com

Malaysia : ELGI Equipments Limited, No 2A-4-6, Jalan Jubli Perak, 22/1, Section 22, 40400, Shah Alam, Malaysia, **T**: +603 55693544, **F**: +603-55693544, **E**: malaysia-enquiry@elgi.com, **w**: www.elgi.com.my

Srilanka : S.G. Arcade, 2nd Floor, No.441, Sri Sangaraja Mawatha, Colombo-10, **T**: 00 - 94-11-2392425, **F**: 00-94-11-4737412. **E**: elgisupport@slnet.lk

Thailand : ELGI Equipments Limited, 223/66 Country Complex A 14th Floor, Sanphawut Road, Bangna Bangkok - 10260. **T**: +6627455160 **E**: thailand-enquiry@elgi.com, **w**: www.elgi.co.th

WHOLLY OWNED SUBSIDIARIES

Australia : ELGI Equipments Australia Pvt Ltd., 38. Richland Avenue, Coopers Plain QLD 4108 Australia. **T**: +61-7-3106 0589, **F**: +61-7-3106 0537, **E**: Enquiry@elgi.com.au, **w**: www.elgi.com.au

Brazil : ELGI Compressores Do Brasil Ltd., Av. Emilio Checchinato, 4195 - B: Cep : 13295 - 000, Bairro: Sao Roque da Chave: Itupeva - SP, Brazil. **T**: 44965519, 44966611, **E**: contacto@elgi.com.br, **w**: www.elgi.br

China : **ELGI Equipments (Zhejiang) Limited**, No.232, Yunhai Road, Economic Development Zone, Jiaxing 314033 P. R. China **T**: +86-573-82079100 Hotline: 400-826-3585 | ELGI Compressors Trading (shanghai) Co. Ltd., Rm 909, LSHQ International Centre, 288 Hongjing Road, Shanghai 201103, P. R. China **T**: +86-21-33581191 Hotline: 400-826-3585, **E**: enquiry.cn@elgi.com, **w**: www.elgi.com.cn

Indonesia : PT ELGI Equipments Indonesia, Kawasan Pergudangan, BIZPARK Commercial Estate, Pulogadung Jl. Raya Bekasi KM 21, 5 Blok A3 No. 12, Kel. Rawa Terate, Kec. Cakung, Pulogadung Jakarta Timur 13920. **T**: +62-21-46822216, 46827388, **E**: indonesia-enquiry@elgi.com, **w**: www.elgi.co.id

Italy : ELGI Compressors Italy S.r.l., Rome(RM), Via Del Babuino 51, 00187 : ROTAIR Spa, Via Bernezzo 67, 12023 Caraglio (CN), Italy. **T**: +39 0171619676, **F**: +390171619677, **E**: info@rotairspa.com

Middle East : ELGI Gulf (FZE), P.O. Box: 120695, Q4-081, SAIF Zone, Sharjah, U.A.E. **T**: +971 6 557 9970, **F**: + 971 6 557 9980, **E**: gulfenquiry@elgi.com

USA: ELGI Compressors USA, Inc. 1500-N Continental Blvd, Charlotte, NC 28273. **T**: +1-704-943-7966, **M**: +1-803-427-7985, **W**: www.elgi.us

ELGi

ELGI EQUIPMENTS LIMITED

CORPORATE OFFICE: Trichy Road, Singanallur, Coimbatore - 641005,

T: +91-422-2589555, **E**: enquiry@elgi.com, **w**: www.elgi.com

Customer care mobile no.: +91 92821 11224 (SMS only)

Toll-free no: **1800-425-3544** (applicable for India only)

QLD AUTHORISED DISTRIBUTOR
Compressor Technology QLD Pty Ltd

P: 07 3133 3527

M: 0428 466 698

E: sales@ctqgroup.com.au



D/7215/02/08/0000/2016/05/01/S
01CAT0008/ROO